

MAKING A LIVING

BULLOCK TEXAS STATE HISTORY MUSEUM



Look at the
exhibitions!

How have Texans
made a living?

Think
about it!

Make a
connection!

FIRST FLOOR

Packing for a Colony

LOOK at the items carried on the *La Belle* ship to establish a new colony. Soldiers, sailors, colonists, and priests brought the items they needed to make a living.

NAME each of these artifacts.

Did the owners bring them to trade or to keep? **CIRCLE** one.



TRADE or KEEP



TRADE or KEEP



TRADE or KEEP



TRADE or KEEP



TRADE or KEEP



TRADE or KEEP

I'll trade you for it!

1. DRAW the artifact from *La Belle* that you would like to own.

2. I would trade my (item you own)

for the (*La Belle* item)

_____ because

_____.

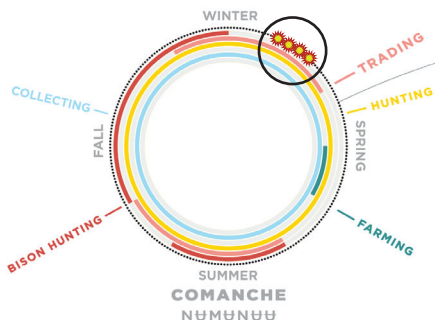
Next, **WALK** through the first floor until you find a bison statue.

FIRST FLOOR

Changing of the Seasons

American Indians living in Texas relied on hunting, farming, using natural resources, and trade to provide for their communities. Each tribe worked on different activities at different times of the year.

FIND the seasonal calendar showing the Comanche tribe.



Example: This shows the Comanche calendar in winter (notice the lit up area). In this season, the Comanche tribe did these activities:

Bison Hunting Fishing **Collecting**
Hunting **Trading** Farming

What season are you visiting the museum? **CIRCLE**. Winter Spring
Summer Fall

FIND the calendars of the tribes below. **LOCATE** the current season (the lit up area). **CIRCLE** the activities each tribe did during this time of the year. **DISCUSS**: Which activity do you think would be most important for survival? Which skill would you most like to learn?

Jumano

Bison Hunting Fishing
Collecting Hunting
Trading Farming

Lipan Apache

Bison Hunting Fishing
Collecting Hunting
Trading Farming

Karankawa

Bison Hunting Fishing
Collecting Hunting
Trading Farming

Caddo

Bison Hunting Fishing
Collecting Hunting
Trading Farming

Next, **GO** upstairs to the second floor, and **STOP** when you are in a room made of large grey stones.

SECOND FLOOR

Surviving as Settlers

FIND the “Daily Life in Early Texas” area, and look at the paintings and artifacts. CHOOSE two jobs or chores colonists would have needed to do to successfully live in early Texas.

One job or chore people would have done in early Texas is....

This job or chore was important because...

One job or chore people would have done in early Texas is....

This job or chore was important because...


Find It, Make it, Buy It

How colonists got	Tools they might have used
Food:	
Shelter:	
Clothing:	

Next, **GO** upstairs to the third floor, and **STOP** when you see a longhorn cow.

THIRD FLOOR

Cattle Drive: Is it Worth the Risk?



Reach down and **FEEL** the floor...Can you tell what has been travelling on it?

After the Civil War, there were **MILLIONS** of cows roaming around Texas.

Ranchers could sell their cattle in Texas for \$2 per cow **OR** they could hire cowboys to drive them **ALL** the way to Kansas and sell them for \$20 per cow. Cowboys faced many dangers on the trail, like bad weather, stampedes, crossing rivers, and losing cows to predators.

CALCULATE:

TEXAS: 2,000 cows X \$2 each = \$ _____

KANSAS: 2,000 cows X \$20 each = \$ _____

Do you think making the extra money was worth these risks?
Why or why not?

EXAMINE the artifacts in the exhibit cases to **LIST** the items of clothing used by cowboys and ranchers. **CIRCLE** the item you think would be most useful to wear.

Next, **GO** to the other side of the third floor, and **STOP** when you get to "Opportunity on the Land."

THIRD FLOOR

Opportunity on the Land

Many Texans make their living by using the natural resources from the land. **LABEL** the map of Texas with the industry located there. **LOOK** at the artifacts to the right and **DRAW** one tool that you would find most useful if you worked in that industry.

Tool:

Tool:

Tool:

Tool:

Tool:

Tool:

Rice

Tool:

Next, **GO** to the third floor rotunda, and **LOOK** over the railing to find the Mosaic of Texas Identity.

THIRD FLOOR


STEAM Power

One way Texans make a living is through having careers in Science, Technology, Engineering, Art, and Mathematics (STEAM). **LOOK** around this section of the gallery and **NAME** the different STEAM jobs that you see.

Science	Technology	Engineering	Art	Mathematics

Which of these jobs would **YOU** like to do, and why?

Texas workers wear many hats. What hat do you think you would have worn for the job you choose? **DRAW** yourself wearing that hat.



Next, **GO** to the third floor rotunda, and **LOOK** over the railing to find the Mosaic of Texas Identity.

THIRD FLOOR ROTUNDA


Mosaic of Texas Identity

The mosaic on the floor below shows many people, plants, and animals that are important to Texas history. Each person in the mosaic represents a group of people with different jobs that worked to create the Texas identity. **FIND** the following groups of people:

- | | | |
|---|--|--|
| <input type="checkbox"/> Conquistadors | <input type="checkbox"/> Frontier Folk | <input type="checkbox"/> Texas Rangers |
| <input type="checkbox"/> Vaqueros | <input type="checkbox"/> American Indians | <input type="checkbox"/> Missionaries |
| <input type="checkbox"/> Buffalo Soldiers | <input type="checkbox"/> African Americans | <input type="checkbox"/> Cattle Folk |
| <input type="checkbox"/> Women Airforce Service Pilots (WASP) | | |

STUDY the mosaic on the floor below. Notice that you can only see the tops of the people's heads.

CHOOSE the group you think was the most influential to Texas history, and **DRAW** what they would look like from the front.



If you could add other groups of people to the mosaic, who would you add? Why?

To explore the stories on this mosaic, visit www.TheStoryofTexas.com/discover/campfire-stories